





**Racing to English
Activity M3b**

Shape monsters 4 in a line



Language learning focus:	
Language functions	Describing shapes
Sentence structures	It has a semi-circular head and a hexagonal body.
Vocabulary	square circular semi-circular rectangular triangular hexagonal



CONTENTS

- A baseboard with pictures of shapes on it
- A set of small cards with pictures of 'shape monsters'

PREPARATION


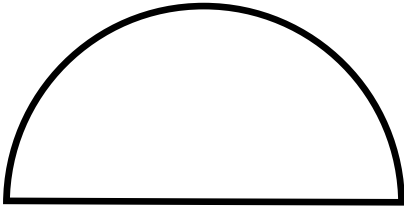
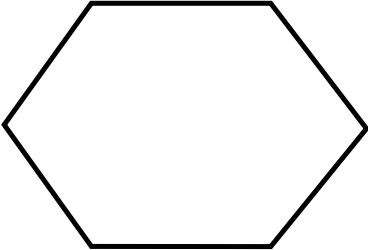

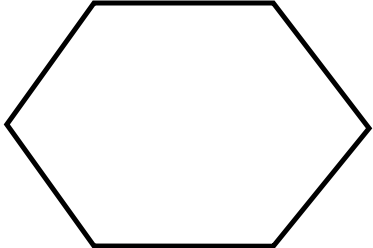


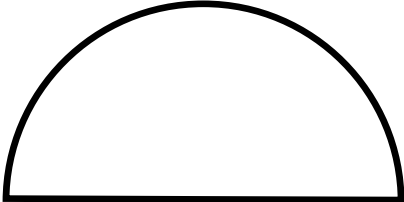
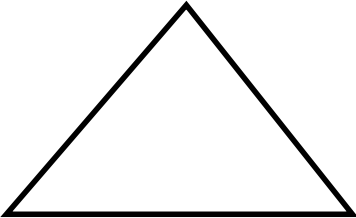
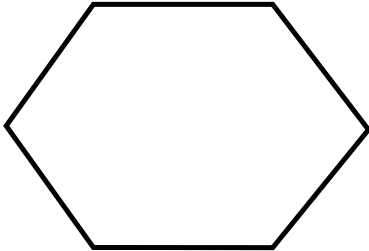
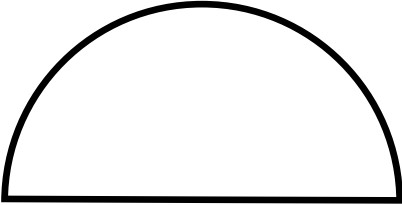




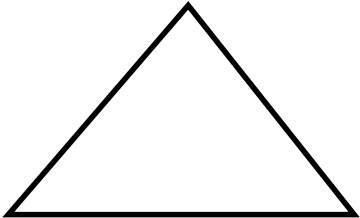
- Photocopy the baseboard enlarging it if possible.
- Photocopy **TWO** versions of the small cards. Use cards of two **different** colours (one colour for each team) and again enlarge if possible.

INSTRUCTIONS

- This is a game for two teams (or two individuals).
- Each team has a set of cards (a different colour for each team).
- Teams take it in turn to take a card and place it on an appropriate square on the baseboard; for example, if the team has a shape monster with a circular head, they can put it on a circle or if it has a rectangular body they can put it on a rectangle.
- When a team puts a card down they must say a sentence, for example "This monster has got a triangular body."
- The **first team** to get a line of **four** cards is the winner.
- Alternatively, when the baseboard is full, count up the number of lines of **three** cards that each team has managed to put down; the one with the largest number is the winner.


WORKSHEET

The exercises in the worksheet are designed to be done orally first. It is important that learners work in pairs to practise the language orally before they are asked to write the questions and answers.

Racing to English	Shape monsters 4 in a line – Base board (enlarge if poss)		
			
			
			
			

Shape Monster cards: Photocopy TWO sets (in different colours) – enlarge if possible.

Play in pairs. Take a card. Look at the picture. Put it on the baseboard. Put it on an appropriate square. For example: if the monster has a rectangular body you can put it on a rectangle; if it has a circular head you can put it on a circle. You must say a sentence e.g. “My monster has a triangular body.” The winners are the first to place four cards in a line on the board.

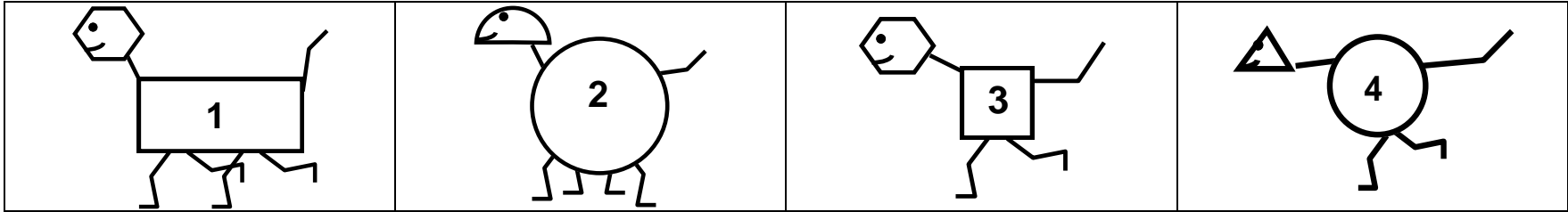




Racing to English
Activity M3b

Shape Monsters

Worksheet



Ask your friend some questions.

Has monster	1	got a	circular hexagonal rectangular semi-circular square triangular	head and a	circular hexagonal rectangular semi-circular square triangular	body?
	2					
	3					
	4					
	5					
	6					
	7					
	8					

Now write 10 questions and answer them.

